



Report on Student Outcomes and School Climate

MB Elementary School Survey (6220)

OurSCHOOL Maple Leaf Highlights

Your version of the **OurSCHOOL** student survey measures 18 indicators based on the most recent research on school and classroom effectiveness. This report provides highlights based on data from 93 students in this school that participated in the survey between 23 Apr. 2018 and 14 May. 2018. The number of students by grade level is:
grade 4: 93

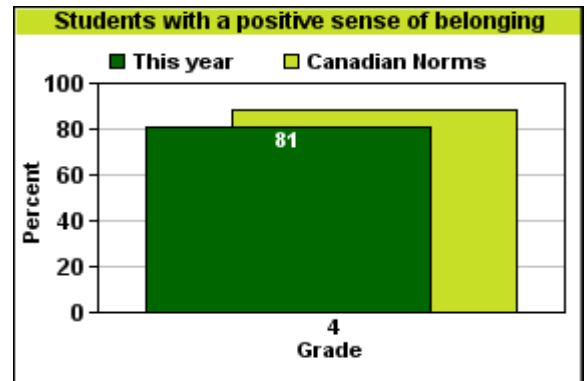
The bar charts show the results by grade for grades with at least 5 students. These are compared with Canadian norms, which are based on last year's results for all students using the OurSCHOOL survey at the grade levels found in this school. For details on the survey see www.thelearningbar.com.

Social-Emotional Outcomes

Students with a positive sense of belonging

Students who feel accepted and valued by their peers and by others at their school.

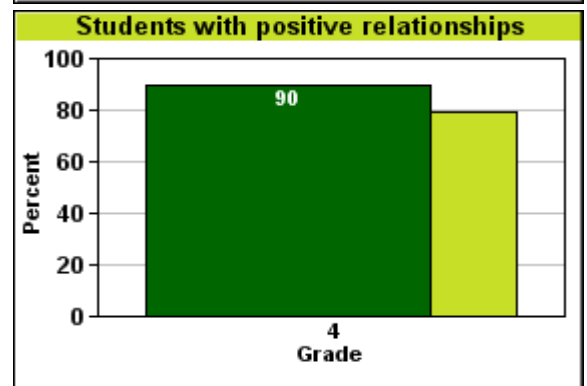
- 81% of students in this school had a high sense of belonging; the Canadian norm for these grades is 88%.
- 84% of the girls and 78% of the boys in this school had a high sense of belonging. The Canadian norm for girls is 89% and for boys is 86%.



Students with positive relationships

Students who have friends at school they can trust and who encourage them to make positive choices.

- In this school, 90% of students had positive relationships; the Canadian norm for these grades is 79%.
- 98% of the girls and 80% of the boys in this school had positive relationships. The Canadian norm for girls is 83% and for boys is 76%.



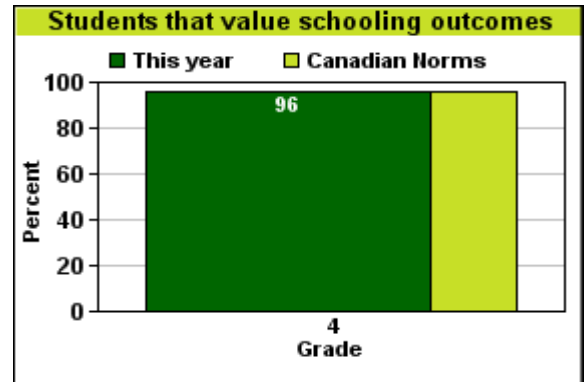


Social-Emotional Outcomes

Students that value schooling outcomes

Students who believe that education will benefit them personally and economically, and will have a strong bearing on their future.

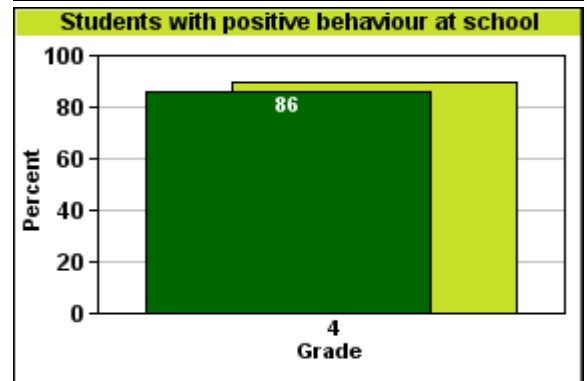
- 96% of students in this school valued school outcomes; the Canadian norm for these grades is 96%.
- 98% of the girls and 93% of the boys in this school valued school outcomes. The Canadian norm for girls is 97% and for boys is 95%.



Students with positive behaviour at school

Students that do not get in trouble at school for disruptive or inappropriate behaviour.

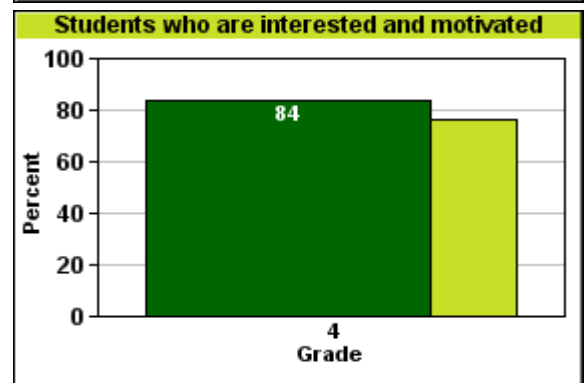
- In this school, 86% of students had positive behaviour; the Canadian norm for these grades is 90%.
- 94% of the girls and 75% of the boys in this school with positive student behaviour at school. The Canadian norm for girls is 95% and for boys is 85%.



Students who are interested and motivated

Students who are interested and motivated in their learning.

- 84% of students in this school were interested and motivated; the Canadian norm for these grades is 76%.
- 92% of the girls and 74% of the boys in this school were interested and motivated. The Canadian norm for girls is 79% and for boys is 73%.



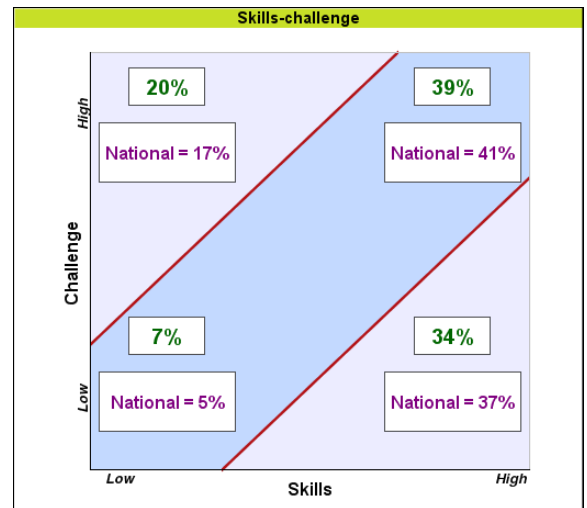


Social-Emotional Outcomes

Skills-challenge

Students who feel challenged in their language arts, math and Science classes and feel confident of their skills in these subjects.

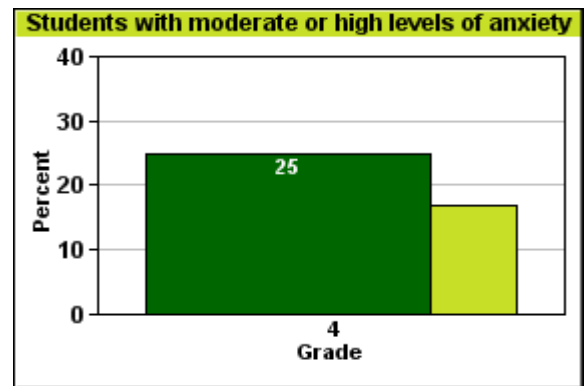
- 39% of students in the school had scores that placed them in the desirable quadrant with high skills and high challenge. The Canadian norm for these grades is 41%.
- 34% of students were confident of their skills but did not find classes challenging. The Canadian norm for these grades is 37%.
- 20% of students were not confident of their skills and found language arts or math challenging. The Canadian norm for this category is 17%.
- 7% of students lacked confidence in their skills and did not feel they were challenged. The Canadian norm for this category is 5%.



Students with moderate or high levels of anxiety

Students who have intense feelings of fear, intense anxiety, or worry about particular events or social situations.

- 25% of students in this school had moderate to high levels of anxiety; the Canadian norm for these grades is 17%.
- 29% of the girls and 20% of the boys in this school had moderate to high levels of anxiety. The Canadian norm for girls is 21% and for boys is 14%.



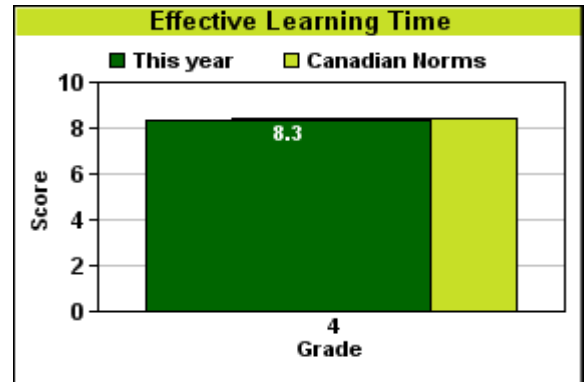


DRIVERS of Student Outcomes

Effective Learning Time

Important concepts are taught well, class time is used efficiently, and homework and evaluations support course objectives.

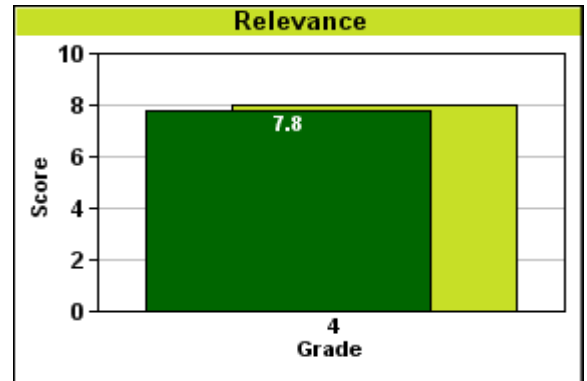
- In this school, students rated effective classroom learning time 8.3 out of 10; the Canadian norm for these grades is 8.4.
- In this school, effective classroom learning time was rated 8.8 out of 10 by girls and 7.6 out of 10 by boys. The Canadian norm for girls is 8.4 and for boys is 8.3.



Relevance

Students who find classroom instruction relevant to their everyday lives.

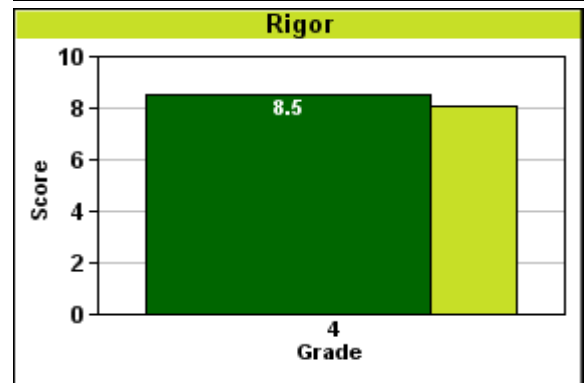
- In this school, students rated relevance 7.8 out of 10; the Canadian norm for these grades is 8.
- In this school, relevance was rated 8.3 out of 10 by girls and 7.2 out of 10 by boys. The Canadian norm for girls is 8.1 and for boys is 7.9.



Rigor

Students who find the classroom instruction is well-organized, with a clear purpose, and with immediate and appropriate feedback that helps them learn.

- In this school, students rated rigor 8.5 out of 10; the Canadian norm for these grades is 8.1.
- In this school, rigor was rated 8.9 out of 10 by girls and 7.9 out of 10 by boys. The Canadian norm for girls is 8.2 and for boys is 8.



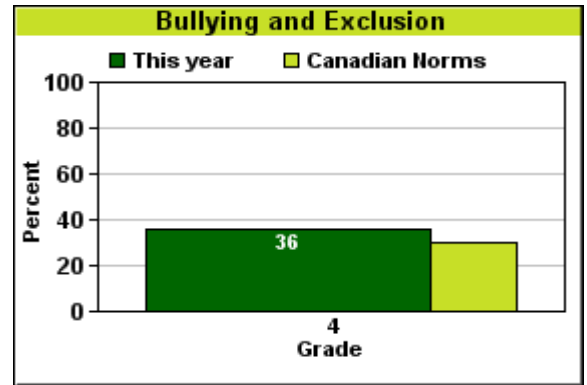


DRIVERS of Student Outcomes

Bullying and Exclusion

Students who are subjected to physical, social, or verbal bullying, or are bullied over the internet.

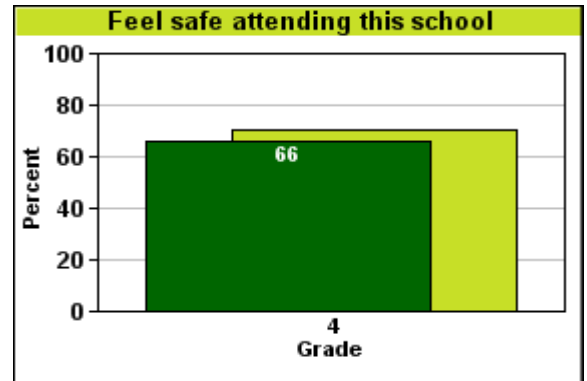
- 36% of students in this school were victims of moderate to severe bullying in the previous month; the Canadian norm for these grades is 30%.
- 25% of the girls and 53% of the boys in this school were victims of moderate to severe bullying in the previous month. The Canadian norm for girls is 31% and for boys is 29%.



Feel safe attending this school

Students who feel safe at school as well as going to and from school.

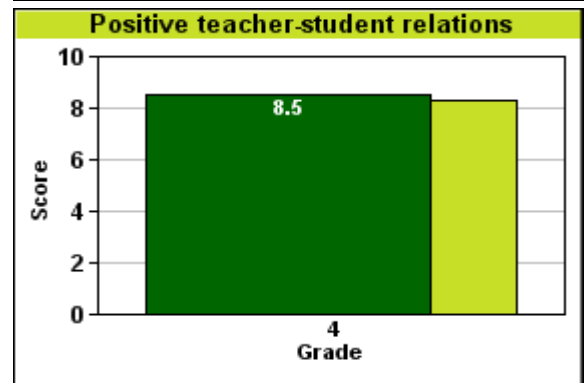
- 66% of students felt safe attending the school; the Canadian norm for these grades is 70%.
- 81% of the girls and 46% of the boys felt safe attending the school. The Canadian norm for girls is 69% and for boys is 72%.



Positive teacher-student relations

Students who feel teachers are responsive to their needs, and encourage independence with a democratic approach.

- In this school, positive teacher-student relations were rated 8.5 out of 10; the Canadian norm for these grades is 8.3.
- In this school, positive teacher-student relations were rated 9.1 out of 10 by girls and 7.8 out of 10 by boys. The Canadian norm for girls is 8.4 and for boys is 8.2.





DRIVERS of Student Outcomes

Positive learning climate

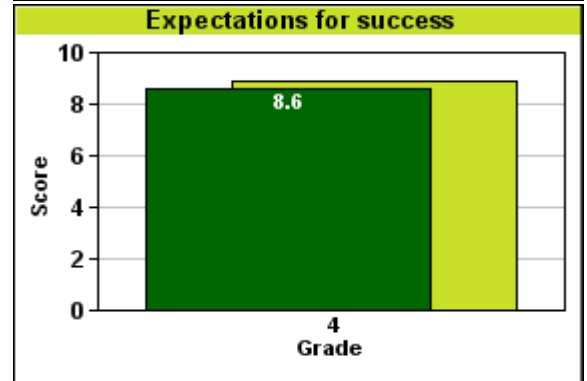
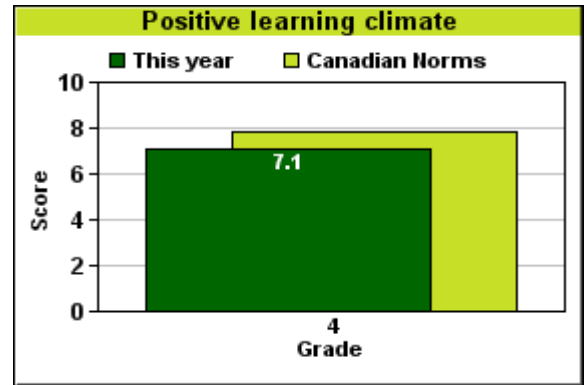
There are clear rules and expectations for classroom behaviour. Students understand these and teachers maintain high expectations that they be followed.

- In this school, students rated disciplinary climate of the classroom 7.1 out of 10; the Canadian norm for these grades is 7.8.
- In this school, disciplinary climate of the classroom was rated 7.6 out of 10 by girls and 6.4 out of 10 by boys. The Canadian norm for girls is 7.8 and for boys is 7.7.

Expectations for success

The school staff emphasizes academic skills and hold high expectations for all students to succeed.

- In this school, students rated teachers' expectations for academic success 8.6 out of 10; the Canadian norm for these grades is 8.9.
- In this school, teachers' expectations for academic success were rated 8.8 out of 10 by girls and 8.3 out of 10 by boys. The Canadian norm for girls is 9 and for boys is 8.8.



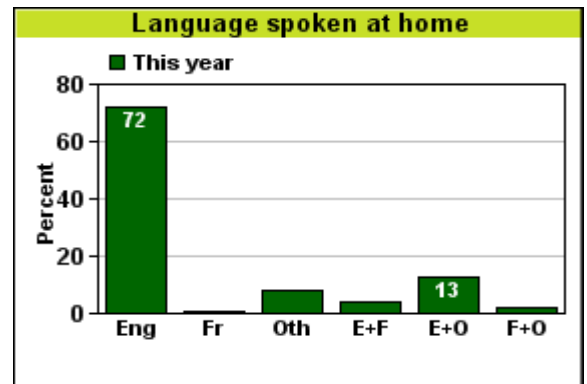


Demographic Factors

Language spoken at home

Students are asked to indicate the language they speak most often at home.

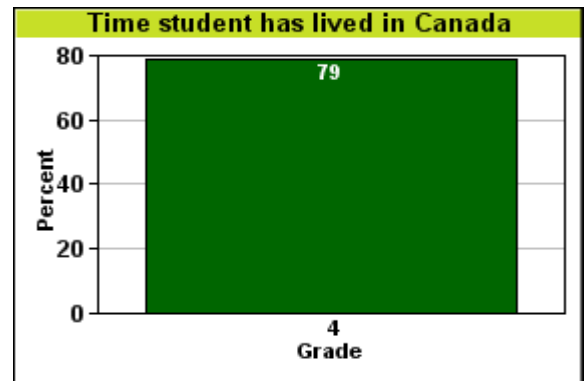
- 72% of students in this school speak English at home.
- 1% of students in this school speak French at home.
- 8% of students in this school speak other languages at home.
- 4% of students in this school speak English and French at home.
- 13% of students in this school speak English and another languages at home.
- 2% of students in this school speak French and another languages at home.



Time student has lived in Canada

Students who were born in Canada.


- 79% of students in this school were born in Canada.
- 84% of the girls and 73% of the boys in this school were born in Canada.



Aboriginal status

Students who are of Aboriginal origin, that is, First Nations, Métis, or Inuk.

- 3% of students in this school are of Aboriginal origin.
- 0% of the girls and 7% of the boys in this school are of Aboriginal origin.





Report on Student Outcomes and School Climate

MB Elementary School Survey (6220)

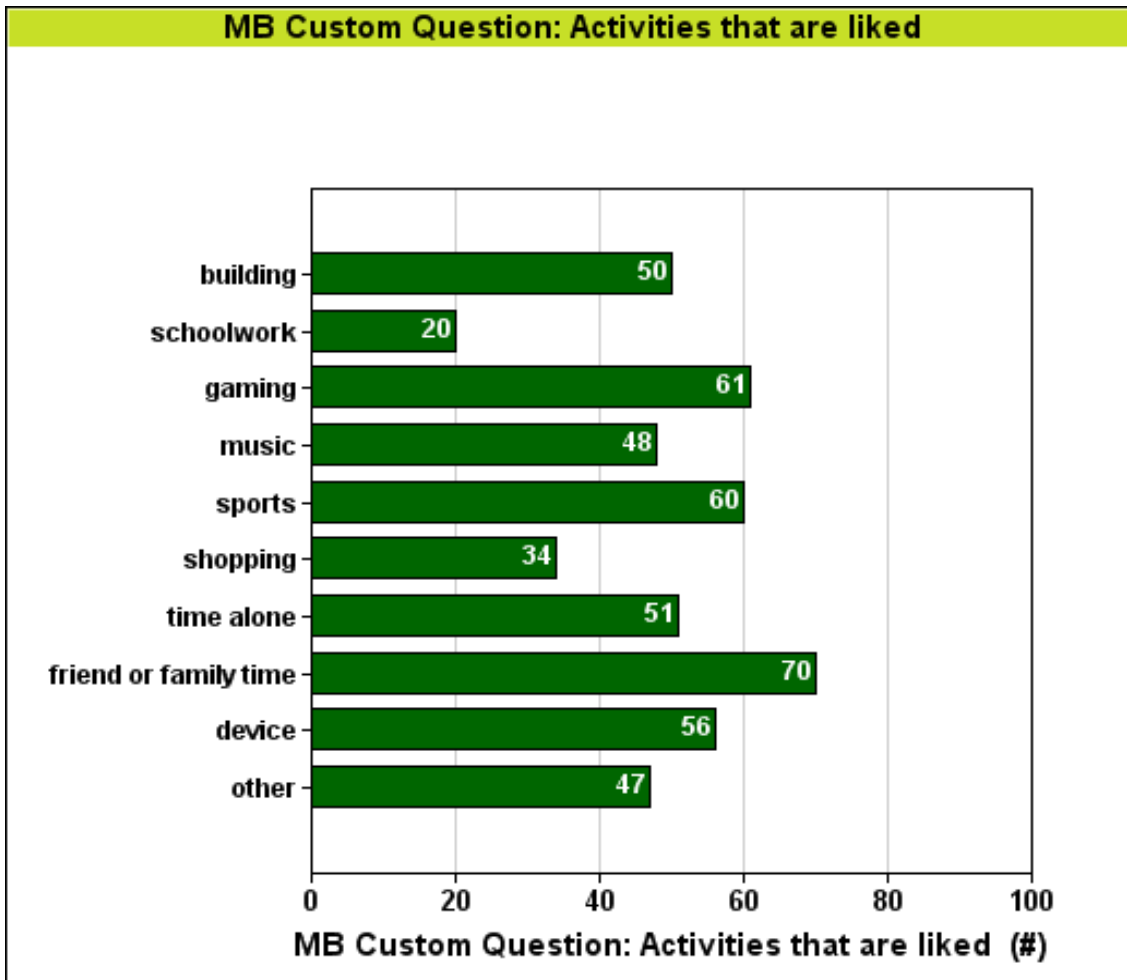
Maple Leaf Highlights

Custom Measure

MB Custom Question: Activities that are liked

Which of the following activities do you like to do? Select from the list of items below.

- building things
- doing my schoolwork
- gaming
- playing a musical instrument
- playing sports
- shopping
- spending time alone (hobbies, reading, etc.)
- spending time with my family and friends
- using my device (texting, using the Internet, etc.)
- other





Report on Student Outcomes and School Climate

MB Elementary School Survey (6220)

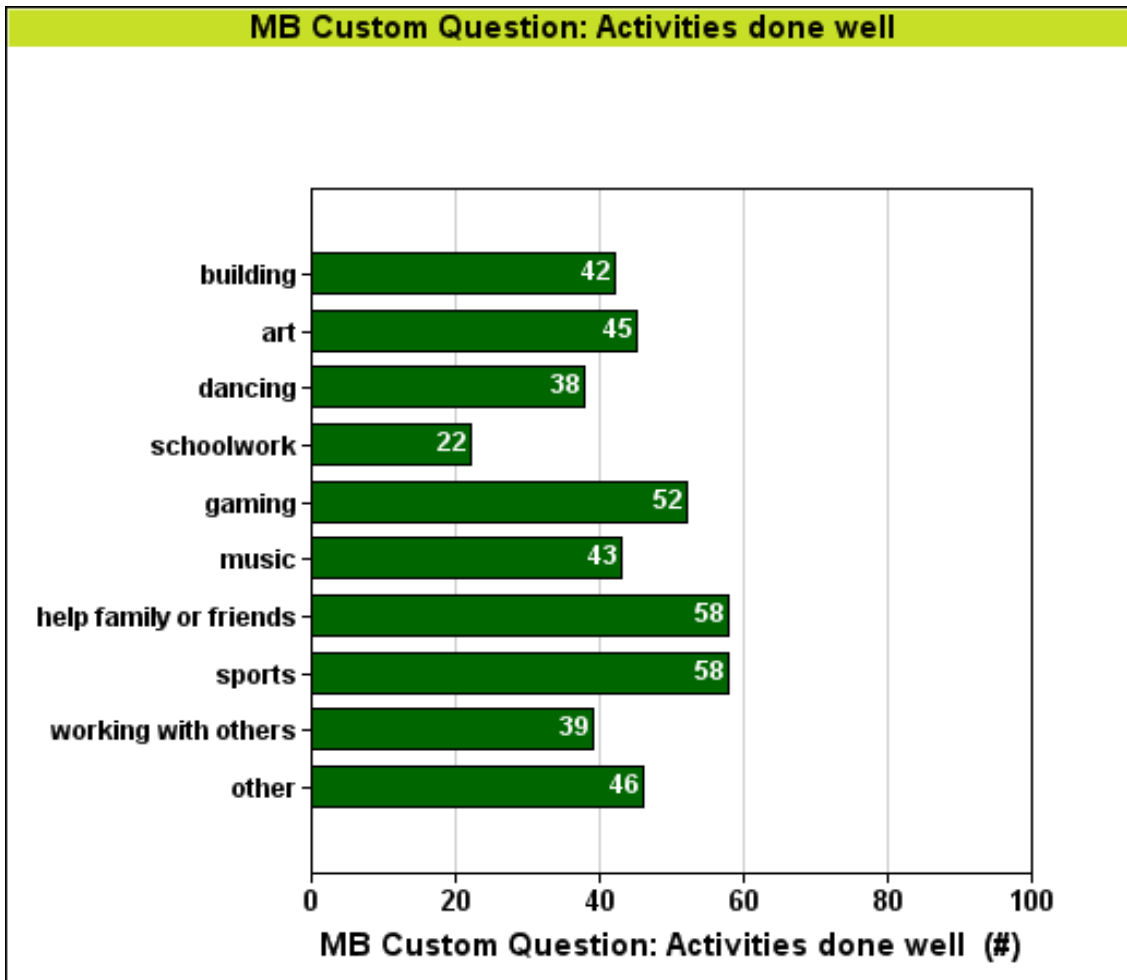
Maple Leaf Highlights

Custom Measure

MB Custom Question: Activities done well

Which of the following activities do you think that you do well? Select from the list of items below.

- building things
- creating artwork
- dancing
- doing my schoolwork
- gaming
- playing a musical instrument
- helping my family or friends
- playing sports
- working with others
- other





Report on Student Outcomes and School Climate

MB Elementary School Survey (6220)

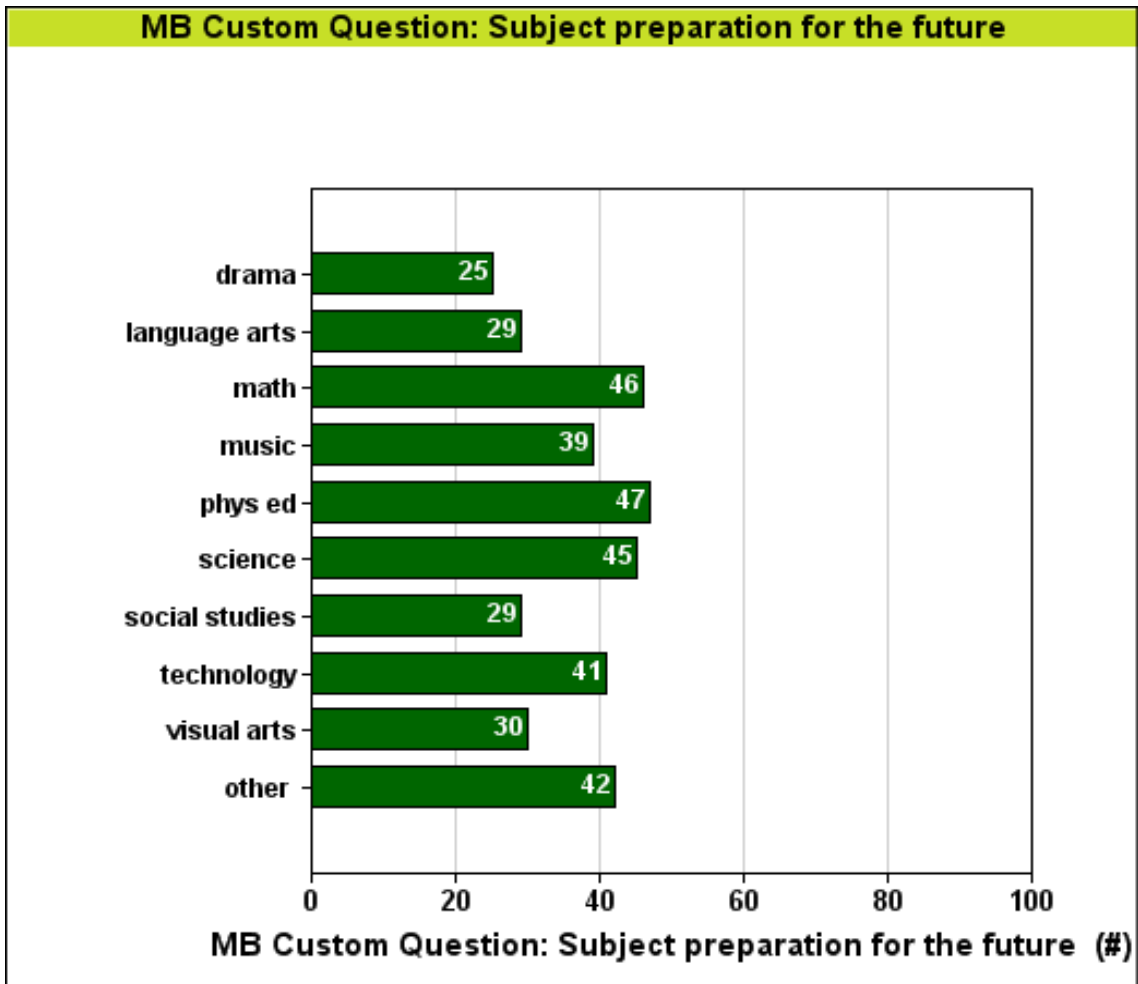
Maple Leaf Highlights

Custom Measure

MB Custom Question: Subject preparation for the future

Which of the following school subjects do you think will prepare you for your future? Select from the list of items below.

- drama
- language arts
- mathematics
- music
- physical education and health
- science
- social studies
- technology
- visual arts
- other





Report on Student Outcomes and School Climate

MB Elementary School Survey (6220)

Maple Leaf Highlights

Custom Measure

MB Custom Question: Career path interest

Which of the following career paths interest you? Select from the list of items below.

- building and fixing path (carpenter, computer programmer, etc.)
- business path (accountant, salesperson, etc.)
- creative path (actor, photographer, etc.)
- health path (nurse, veterinarian, etc.)
- helping path (teacher, police officer, etc.)
- nature path (park ranger, farmer, etc.)
- other

